



## TRANSIERRA NORTE 2021 - Day 1

octubre 27, 2021

### EVENT RESULTS

#### Master 40

Pos	No.	Name	PE 1 Pos	PE 2 Pos	PE 3 Pos	PE 4 Pos	Overall	Behind
1st	66	DAVE SUTTON	14:49.54 (1)	9:02.79 (1)	4:21.46 (2)	9:19.61 (1)	<b>37:33.40</b>	
2nd	37	BOTSY PHILLIPS	15:17.16 (2)	9:28.75 (3)	4:20.10 (1)	9:39.75 (3)	<b>38:45.76</b>	+1:12.36
3rd	121	ALEJANDRO GOMEZ	16:30.46 (4)	9:27.91 (2)	4:30.54 (4)	9:28.80 (2)	<b>39:57.71</b>	+2:24.31
4th	68	MATT PATT	16:59.10 (7)	9:51.70 (4)	4:24.65 (3)	10:39.10 (4)	<b>41:54.55</b>	+4:21.15
5th	98	ARIEL LINDSLEY	16:52.65 (6)	10:05.21 (5)	4:33.75 (5)	10:53.20 (6)	<b>42:24.81</b>	+4:51.41
6th	133	GUA	16:51.16 (5)	10:07.46 (6)	4:46.44 (7)	10:50.90 (5)	<b>42:35.96</b>	+5:02.56
7th	79	FRED ZACHERL	16:03.40 (3)	10:28.86 (7)	5:13.00 (14)	11:04.04 (8)	<b>42:49.30</b>	+5:15.90
8th	7	SAM	17:59.75 (10)	10:30.55 (8)	4:46.25 (6)	10:58.30 (7)	<b>44:14.85</b>	+6:41.45
9th	108	STEPHAN SPROLL	17:44.60 (8)	10:52.56 (10)	4:50.06 (8)	11:36.95 (13)	<b>45:04.17</b>	+7:30.77
10th	10	PARCERO	18:41.55 (12)	10:54.65 (11)	4:54.25 (10)	11:13.84 (12)	<b>45:44.29</b>	+8:10.89
11th	14	RYAN HOLMES	17:45.31 (9)	13:12.21 (21)	5:00.31 (13)	11:04.69 (9)	<b>47:02.52</b>	+9:29.12
12th	4	JEFFREY WOODGATE	20:13.46 (16)	11:01.15 (12)	4:57.05 (11)	11:06.59 (11)	<b>47:18.25</b>	+9:44.85
13th	55	SEB	18:39.75 (11)	11:42.00 (14)	5:25.90 (19)	11:56.94 (15)	<b>47:44.59</b>	+10:11.19
14th	132	PABLO LORENTE	18:51.25 (13)	11:19.91 (13)	5:13.21 (16)	12:21.95 (17)	<b>47:46.32</b>	+10:12.92
15th	44	BEN ENG	20:20.36 (17)	11:44.94 (15)	5:13.15 (15)	12:01.50 (16)	<b>49:19.95</b>	+11:46.55
16th	65	ELEUTERIO GOMEZ	19:55.00 (15)	12:32.90 (18)	5:28.96 (20)	12:51.25 (19)	<b>50:48.11</b>	+13:14.71
17th	22	FEDE DIAZ	19:39.34 (14)	12:15.81 (17)	5:33.80 (21)	13:32.20 (21)	<b>51:01.15</b>	+13:27.75
18th	130	MARTIN MALENSHEK	22:08.81 (18)	13:09.50 (20)	4:59.31 (12)	11:06.15 (10)	<b>51:23.77</b>	+13:50.37
19th	131	YUKY GONZALEZ	22:32.60 (19)	12:12.34 (16)	5:22.64 (17)	12:40.86 (18)	<b>52:48.44</b>	+15:15.04
20th	63	PAULO SALES	25:03.65 (20)	13:08.91 (19)	5:24.60 (18)	12:54.60 (20)	<b>56:31.76</b>	+18:58.36
21st	35	DAVID ZIEGLER	29:22.10 (23)	10:50.75 (9)	4:50.10 (9)	11:38.00 (14)	<b>56:40.95</b>	+19:07.55
22nd	127	LUIS AVILA	27:23.05 (21)	15:21.90 (22)	5:45.75 (22)	15:21.50 (23)	<b>63:52.20</b>	+26:18.80
23rd	34	SAM YOUNT	32:07.64 (24)	15:37.65 (23)	6:52.25 (23)	15:09.40 (22)	<b>69:46.94</b>	+32:13.54
24th	30	MIMI	27:46.79 (22)	17:18.40 (24)	7:21.75 (24)	17:57.79 (24)	<b>70:24.73</b>	+32:51.33



## TRANSIERRA NORTE 2021 - Day 1

octubre 27, 2021

### EVENT RESULTS

#### Open

Pos	No.	Name	PE 1 Pos	PE 2 Pos	PE 3 Pos	PE 4 Pos	Overall	Behind
1st	64	ROBERTO CHAVEZ	14:47.04 (1)	9:27.70 (1)	4:24.60 (3)	9:59.39 (5)	<b>38:38.73</b>	
2nd	124	GUILLERMO TOVAR	15:06.21 (2)	9:35.94 (5)	4:23.20 (2)	9:51.55 (3)	<b>38:56.90</b>	+0:18.17
3rd	28	BUCA	15:50.86 (8)	9:32.10 (2)	4:27.65 (4)	<u>9:35.24 (1)</u>	<b>39:25.85</b>	+0:47.12
4th	128	SERGIO GUERRERO CHAVEZ	15:33.21 (5)	9:38.81 (6)	4:31.55 (8)	9:49.25 (2)	<b>39:32.82</b>	+0:54.09
5th	86	JACOB STROHL	15:28.76 (4)	9:35.69 (4)	4:29.90 (7)	10:07.81 (8)	<b>39:42.16</b>	+1:03.43
6th	11	TREVOR MARTIN	15:42.86 (7)	9:40.91 (7)	4:29.34 (6)	9:58.35 (4)	<b>39:51.46</b>	+1:12.73
7th	12	FILIPPE CALDEIRA	15:22.00 (3)	9:34.00 (3)	<u>4:18.36 (1)</u>	12:09.54 (25)	<b>41:23.90</b>	+2:45.17
8th	32	BRYCE OXLEY	15:57.90 (9)	9:49.70 (8)	4:35.75 (10)	11:04.66 (15)	<b>41:28.01</b>	+2:49.28
9th	61	ANDREW NELSON	16:17.09 (12)	9:56.40 (9)	5:08.24 (23)	10:06.65 (7)	<b>41:28.38</b>	+2:49.65
10th	87	KEIL SHIFLET	17:08.00 (17)	9:58.81 (10)	4:37.80 (13)	10:06.15 (6)	<b>41:50.76</b>	+3:12.03
11th	27	NATE SMITH	16:47.60 (15)	10:14.84 (14)	4:42.00 (15)	10:30.85 (9)	<b>42:15.29</b>	+3:36.56
12th	80	RUBEN GOUVEIA	16:29.65 (14)	10:14.40 (12)	4:42.59 (16)	10:49.40 (12)	<b>42:16.04</b>	+3:37.31
13th	129	ALEX FRICKE	16:20.15 (13)	10:14.44 (13)	4:34.56 (9)	11:13.41 (18)	<b>42:22.56</b>	+3:43.83
14th	125	ROBERT BLACKWELL	16:09.31 (11)	10:30.80 (16)	5:12.70 (26)	11:07.05 (16)	<b>42:59.86</b>	+4:21.13
15th	84	JOSH DANIEL	15:58.91 (10)	10:10.64 (11)	4:38.60 (14)	12:13.56 (26)	<b>43:01.71</b>	+4:22.98
16th	16	ED MILLER	17:44.94 (20)	10:21.70 (15)	4:36.09 (11)	10:53.79 (13)	<b>43:36.52</b>	+4:57.79
17th	54	TOOD PASHAK	17:02.81 (16)	10:35.21 (18)	4:44.81 (18)	11:20.00 (19)	<b>43:42.83</b>	+5:04.10
18th	6	MIKE STEM	17:41.45 (19)	10:46.19 (19)	4:43.90 (17)	10:42.40 (11)	<b>43:53.94</b>	+5:15.21
19th	39	JASON BUSHEY	15:34.00 (6)	11:05.71 (22)	4:28.81 (5)	13:02.10 (34)	<b>44:10.62</b>	+5:31.89
20th	8	ANTHONY VOGT	18:09.54 (21)	10:32.65 (17)	4:37.79 (12)	10:58.14 (14)	<b>44:18.12</b>	+5:39.39
21st	51	DAY TIME	17:40.05 (18)	10:49.35 (20)	4:54.34 (20)	11:11.45 (17)	<b>44:35.19</b>	+5:56.46
22nd	19	TIM CALKINS	19:10.45 (23)	11:25.15 (24)	5:04.64 (22)	11:35.69 (20)	<b>47:15.93</b>	+8:37.20
23rd	52	WILL GREER	19:07.29 (22)	12:12.65 (29)	5:13.54 (27)	11:37.19 (21)	<b>48:10.67</b>	+9:31.94
24th	59	DAVID SCHULMAN	19:15.44 (24)	11:41.90 (26)	5:12.00 (25)	12:17.40 (28)	<b>48:26.74</b>	+9:48.01
25th	67	NUNO JARDIM	19:45.15 (25)	12:02.00 (27)	5:02.55 (21)	11:54.75 (24)	<b>48:44.45</b>	+10:05.72
26th	23	FLORIAN KLEIN	20:04.10 (28)	12:26.05 (31)	5:10.66 (24)	11:38.05 (22)	<b>49:18.86</b>	+10:40.13
27th	42	URIAH NAZARIO	19:51.25 (26)	11:20.56 (23)	5:19.00 (28)	13:00.55 (32)	<b>49:31.36</b>	+10:52.63
28th	21	JOSH JENNINGS	20:14.16 (29)	13:03.06 (34)	5:33.91 (32)	11:53.24 (23)	<b>50:44.37</b>	+12:05.64
29th	43	YAN YASEN	20:44.36 (31)	12:03.54 (28)	5:37.34 (33)	12:31.10 (29)	<b>50:56.34</b>	+12:17.61
30th	56	CESAR CUELLAR	22:08.06 (33)	11:38.91 (25)	5:33.36 (31)	12:13.84 (27)	<b>51:34.17</b>	+12:55.44
31st	83	EVAN SKWARA	20:40.90 (30)	12:44.55 (32)	6:35.15 (38)	12:41.00 (30)	<b>52:41.60</b>	+14:02.87
32nd	77	CASEY SWANSON	21:48.89 (32)	12:21.59 (30)	5:58.96 (34)	13:36.81 (37)	<b>53:46.25</b>	+15:07.52
33rd	18	PHILIP JENSEN	19:54.29 (27)	15:54.65 (37)	5:32.71 (30)	13:02.15 (35)	<b>54:23.80</b>	+15:45.07
34th	81	RYAN YASEEN	28:20.39 (36)	10:50.36 (21)	4:45.46 (19)	10:32.04 (10)	<b>54:28.25</b>	+15:49.52
35th	94	JOEY GLASHEEEN	25:03.09 (35)	12:45.81 (33)	5:30.65 (29)	13:01.50 (33)	<b>56:21.05</b>	+17:42.32
36th	76	THEODORE SWANSON	23:14.75 (34)	13:48.60 (35)	5:59.04 (35)	13:39.21 (38)	<b>56:41.60</b>	+18:02.87
37th	41	JOAB NAZARIO	32:28.45 (38)	14:25.55 (36)	6:13.65 (36)	13:35.35 (36)	<b>66:43.00</b>	+28:04.27
38th	47	MOCTEZUMA	30:13.60 (37)	19:44.46 (38)	6:32.20 (37)	12:57.00 (31)	<b>69:27.26</b>	+30:48.53
	5	GALEN POGONCHEFF					<b>DNF</b>	



## TRANSIERRA NORTE 2021 - Day 1

octubre 27, 2021

### EVENT RESULTS

#### Pro Elite

Pos	No.	Name		PE 1 Pos	PE 2 Pos	PE 3 Pos	PE 4 Pos	Overall	Behind
1st	111	MARCELO GUTIERREZ		13:39.05 (2)	<u>8:11.61</u> (1)	<u>3:50.25</u> (1)	<u>8:25.10</u> (1)	<b>34:06.01</b>	
2nd	126	MYLES MORGAN		<u>13:38.75</u> (1)	8:47.65 (3)	3:55.34 (2)	8:47.25 (3)	<b>35:08.99</b>	+1:02.98
3rd	57	JOHN RICHARDSON		14:09.45 (4)	8:31.65 (2)	3:59.04 (3)	8:42.04 (2)	<b>35:22.18</b>	+1:16.17
4th	29	ADAM MORSE		13:57.95 (3)	8:58.31 (6)	4:03.81 (4)	9:11.64 (5)	<b>36:11.71</b>	+2:05.70
5th	46	TOM SAMPSON		15:12.85 (8)	8:54.20 (5)	4:08.50 (7)	9:08.86 (4)	<b>37:24.41</b>	+3:18.40
6th	85	DANGE RUSS		14:20.55 (5)	8:52.60 (4)	4:06.14 (6)	10:07.30 (10)	<b>37:26.59</b>	+3:20.58
7th	62	TIAGO FREITAS		14:52.00 (6)	9:22.15 (8)	4:05.75 (5)	9:48.80 (9)	<b>38:08.70</b>	+4:02.69
8th	13	NATE LATOURETTE		16:24.25 (11)	9:05.40 (7)	4:21.45 (9)	9:28.86 (6)	<b>39:19.96</b>	+5:13.95
9th	20	BEN REEDER		15:32.36 (9)	9:42.31 (10)	4:22.00 (10)	10:14.30 (11)	<b>39:50.97</b>	+5:44.96
10th	106	ROB NICHOLS		15:10.25 (7)	9:53.00 (11)	4:32.84 (12)	10:14.96 (12)	<b>39:51.05</b>	+5:45.04
11th	122	BRANHAM SNYDER		17:07.65 (12)	9:23.44 (9)	4:11.29 (8)	9:37.06 (8)	<b>40:19.44</b>	+6:13.43
12th	123	MEMO CERVANTES		15:48.50 (10)	10:41.85 (12)	4:24.81 (11)	9:29.65 (7)	<b>40:24.81</b>	+6:18.80











## TRANSIERRA NORTE 2021 - Day 1

octubre 27, 2021

### EVENT RESULTS

#### Woman

Pos	No.	Name		PE 1 Pos	PE 2 Pos	PE 3 Pos	PE 4 Pos	Overall	Behind
1st	75	KATIE SPITTLEHOUSE		16:54.40 (1)	10:22.40 (1)	4:36.84 (1)	10:26.54 (1)	42:20.18	
2nd	2	INGRID LAROUCHE		17:25.95 (2)	10:38.30 (2)	4:50.40 (2)	10:37.90 (2)	43:32.55	+1:12.37
3rd	60	SARA HOWERTER		17:35.10 (3)	10:50.14 (3)	5:09.25 (5)	11:18.79 (3)	44:53.28	+2:33.10
4th	120	DEMIS VAZQUEZ		19:33.36 (4)	11:23.00 (4)	5:08.21 (4)	11:41.00 (4)	47:45.57	+5:25.39
5th	53	MELINA GLOCK		20:08.79 (6)	11:57.09 (5)	4:51.94 (3)	12:11.40 (5)	49:09.22	+6:49.04
6th	3	LAURA MISLAN		20:04.15 (5)	12:08.50 (6)	5:43.75 (7)	12:36.09 (7)	50:32.49	+8:12.31
7th	101	SIENNA SUNSHINE		21:07.79 (7)	12:57.50 (7)	5:28.81 (6)	12:25.30 (6)	51:59.40	+9:39.22
8th	48	SOFIA CABRERA		31:25.15 (8)	17:25.35 (8)	8:26.89 (8)	16:09.06 (8)	73:26.45	+31:06.27